

Audi A6

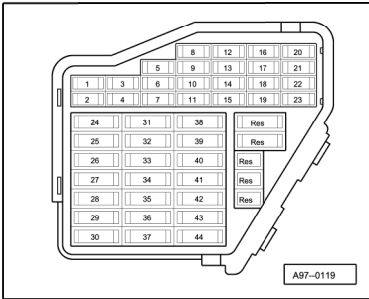
Current Flow Diagram

No. 100/1

2.5 litre turbo-diesel engine (110 kW/132 kW - 6-cylinder), engine codes AKN*/AKE

From model year 2001

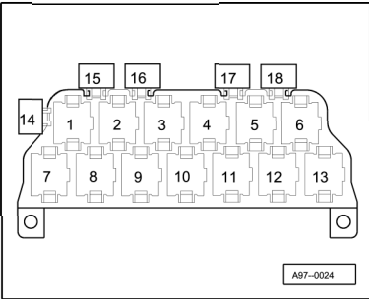
Fuse box



Fuse colours:
30 A - green
25 A - white
20 A - yellow
15 A - blue
10 A - red
7.5 A - brown
5 A - beige

From fuse number 23 upwards the fuses in the fuse box are designated as 223 etc. in the Current Flow Diagram.

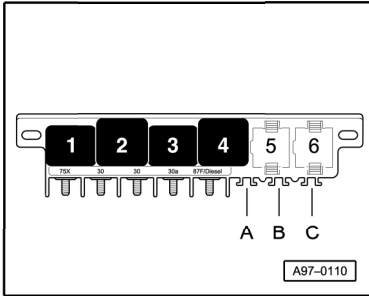
13-point relay carrier



Position of relays:

- 4 - Starter inhibitor relay (J207)
- 6 - Fuel pump relay (J17)

Micro-central electrics



Position of relays:

- 4 - Relay for glow plugs (J52)

* - Motor AKN with manual gearbox and motor AFB see Current Flow Diagram No. 56 model year 1999