

# Audi A6

## Current Flow Diagram

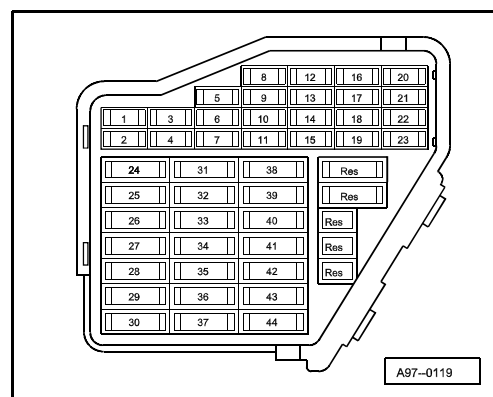
No. 70 / 1

Edition 02.2000

### Heated front seats and rear seat

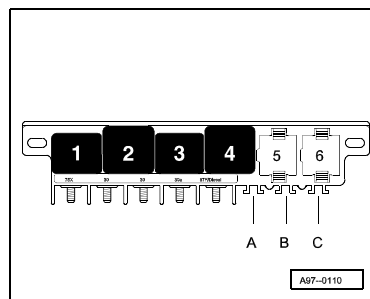
From model year 2001

#### Fuse box



From fuse number 23 upwards the fuses in the fuse box are designated as 223 etc. in the Current Flow Diagram.

#### Micro-central electrics



Fuse colours:

- 30 A - green
- 25 A - white
- 20 A - yellow
- 15 A - blue

10 A - red

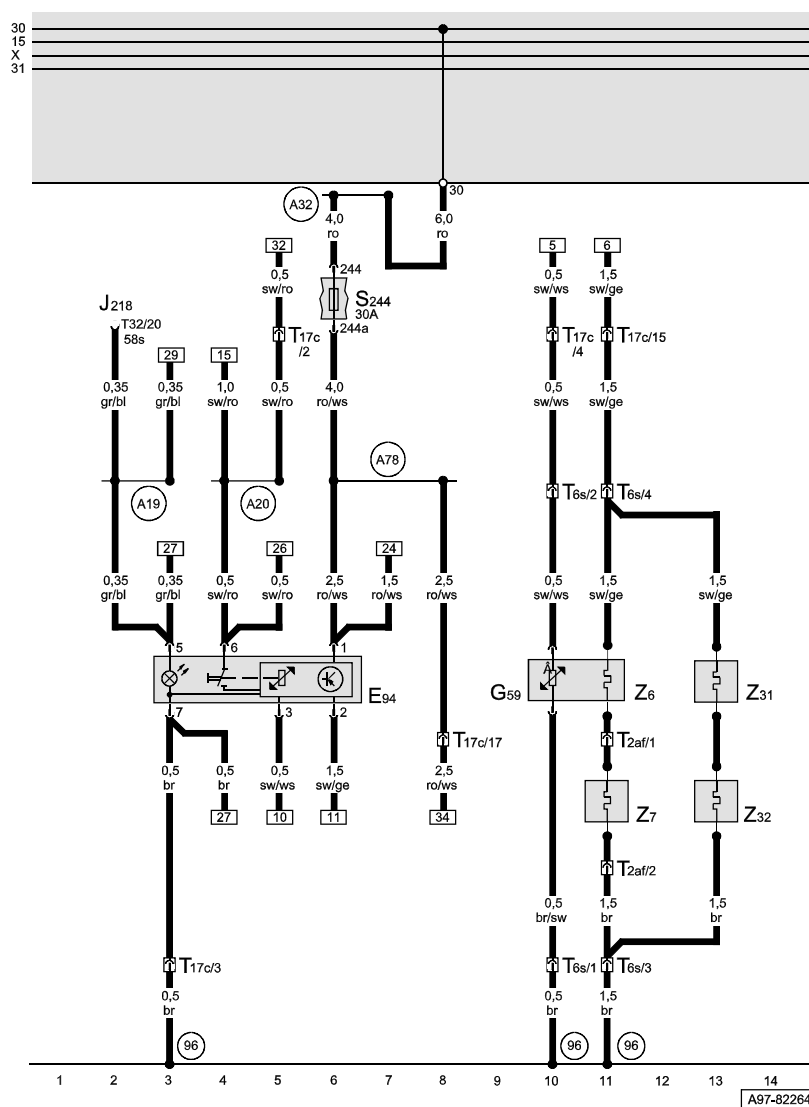
7.5 A - brown

5 A - beige

## Audi A6

## Current Flow Diagram

No. 70 / 2



## Heated seat, driver's seat

- E94 - Heated driver's seat adjuster
- G59 - Driver's seat temperature sensor
- J218 - Combi-processor in dash panel insert
- S244 - Fuse 44 in fuse box
- T2af - 2-pin connector, black, under driver's seat
- T6s - 6-pin connector, green, under driver's seat
- T17c - 17-pin connector, green, connector point, A pillar, right
- T32 - 32-pin connector, blue, on dash panel insert
- Z6 - Heated driver's seat
- Z7 - Heated driver's seat backrest
- Z31 - Seat lateral support heater, driver's seat
- Z32 - Backrest lateral support heater, driver seat
- 96 - Earth connection -1-, in seat heating wiring harness
- A19 - Connection (58s), in dash panel wiring harness (switch illumination)
- A20 - Connection (15a), in dash panel wiring harness
- A32 - Positive (+) connection (30), in dash panel wiring harness
- A78 - Connection (30a, S244), in dash panel wiring harness

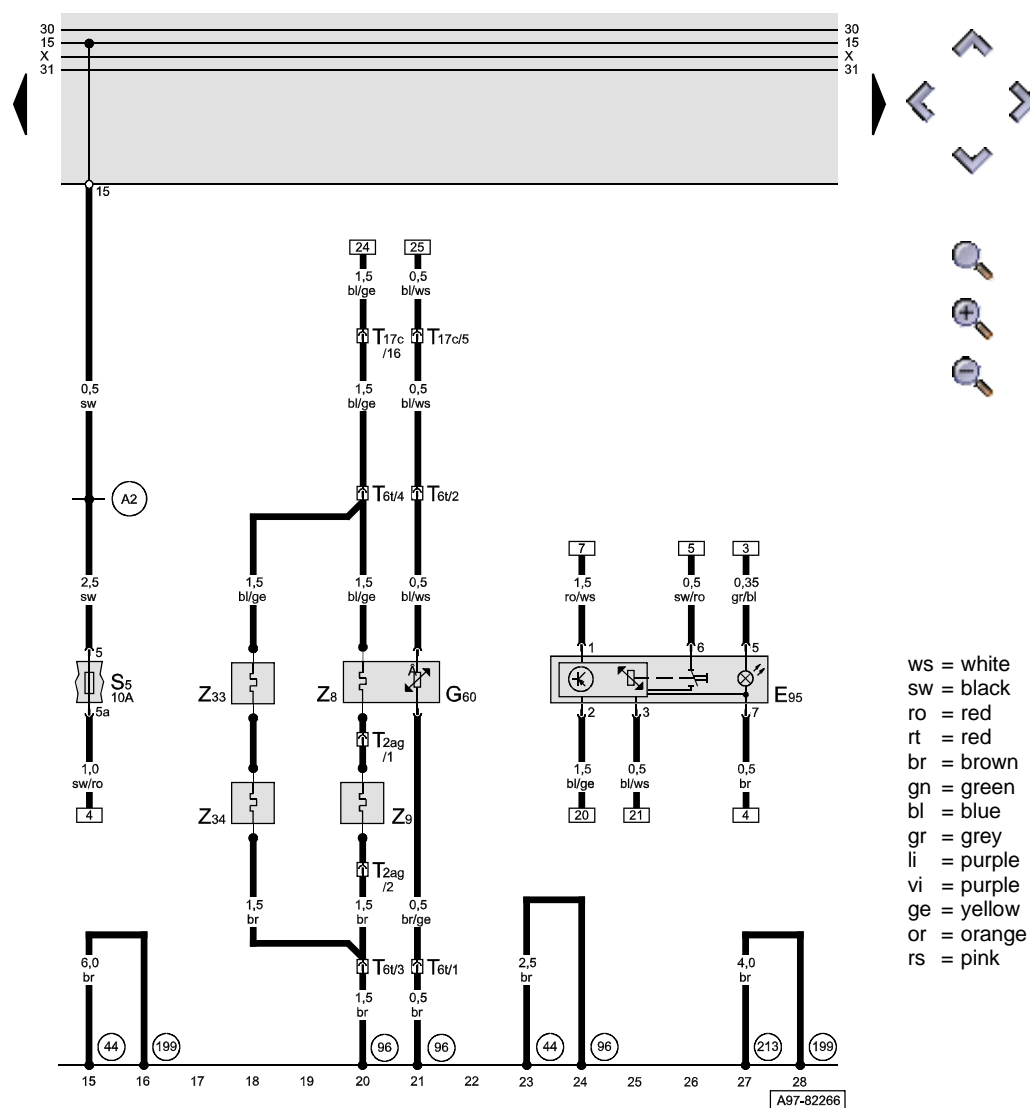
ws = white  
 sw = black  
 ro = red  
 rt = red  
 br = brown  
 gn = green  
 bl = blue  
 gr = grey  
 li = purple  
 vi = purple  
 ge = yellow  
 or = orange  
 rs = pink

A97-82264

## Audi A6

## Current Flow Diagram

No. 70 / 3

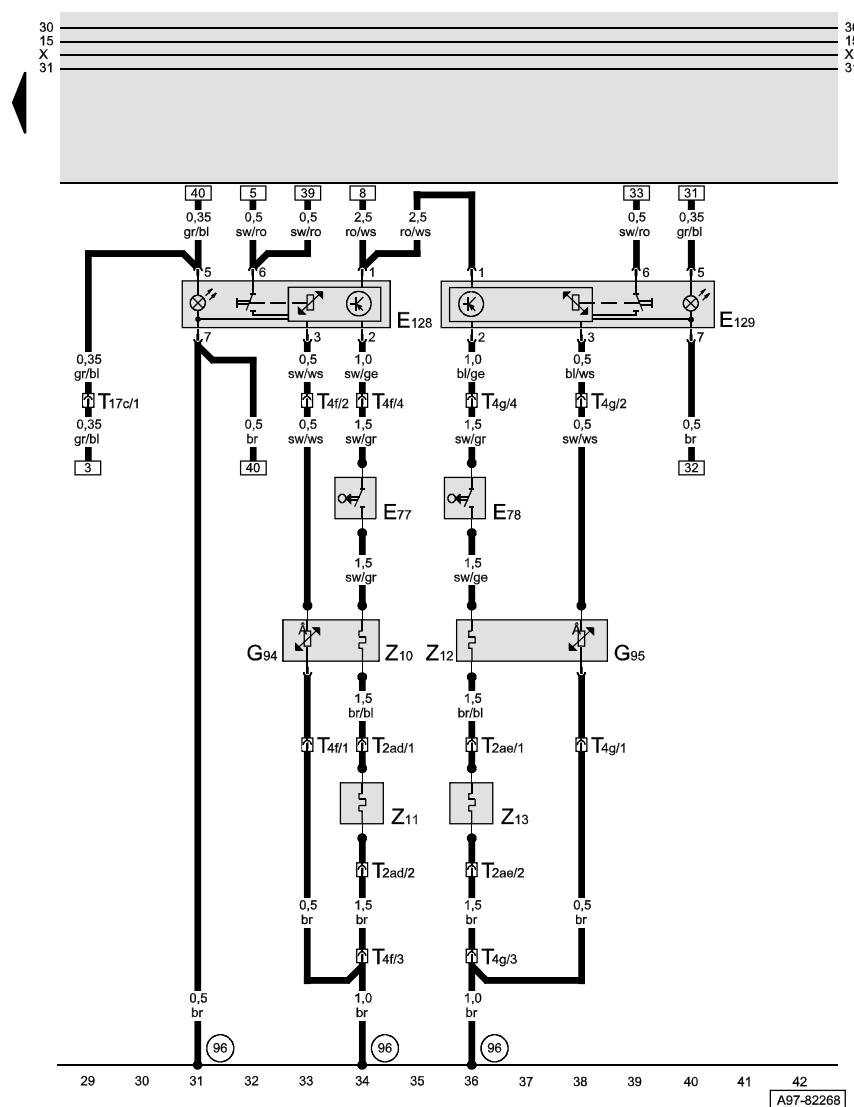
**Heated seat, front passenger's seat**

- E95 - Heated front passenger's seat adjuster
- G60 - Front passenger's seat temperature sensor
- S5 - Fuse in fuse box
- T2ag - 2-pin connector, black, under front passenger's seat
- T6t - 6-pin connector, green, under front passenger's seat
- T17c - 17-pin connector, green, connector point, A pillar, right
- Z8 - Heated front passenger's seat
- Z9 - Heated front passenger's seat backrest
- Z33 - Seat lateral support heater, front passenger's seat
- Z34 - Backrest lateral support heater, front passenger seat
- 44 - Earth point, lower part of left A-pillar
- 96 - Earth connection -1-, in seat heating wiring harness
- 199 - Earth connection -3-, in dash panel wiring harness
- 213 - Earth connection -4-, in dash panel wiring harness
- A2 - Positive (+) connection (15), in dash panel wiring harness

## Audi A6

## Current Flow Diagram

No. 70 / 4



## Heated seat, rear seats

- E77 - Rear left heated seat switch
- E78 - Rear right heated seat switch
- E128 - Heated rear left seat switch with regulator
- E129 - Heated rear right seat switch with regulator
- G94 - Rear left seat temperature sensor
- G95 - Rear right seat temperature sensor
- T2ad - 2-pin connector, black, under rear left seat
- T2ae - 2-pin connector, black, under rear seat, right
- T4f - 4-pin connector, black, under rear left seat
- T4g - 4-pin connector, black, under rear seat, right
- T17c - 17-pin connector, green, connector point, A pillar, right
- Z10 - Heated rear seat, left
- Z11 - Heated rear seat backrest, left
- Z12 - Heated rear seat, right
- Z13 - Heated rear seat backrest, right
- 96 - Earth connection -1-, in seat heating wiring harness

ws = white  
 sw = black  
 ro = red  
 rt = red  
 br = brown  
 gn = green  
 bl = blue  
 gr = grey  
 li = purple  
 vi = purple  
 ge = yellow  
 or = orange  
 rs = pink